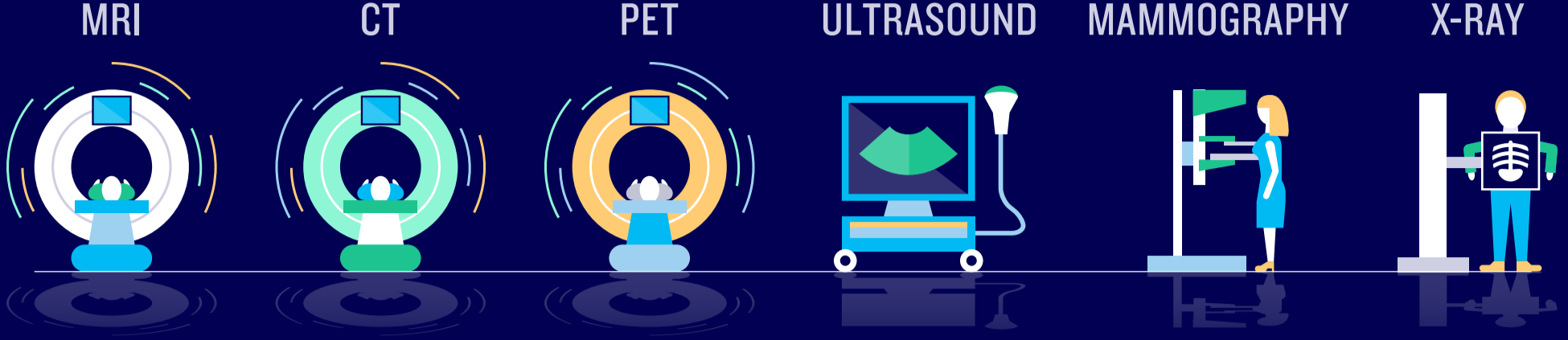


..... WHO ARE RADIOLOGISTS

and how do they help patients?

Radiologists are doctors who play a key role in patient care.

If you've undergone an exam or procedure using imaging, such as MRI, CT, ultrasound, or mammography, then a radiologist has been part of your diagnosis or treatment.

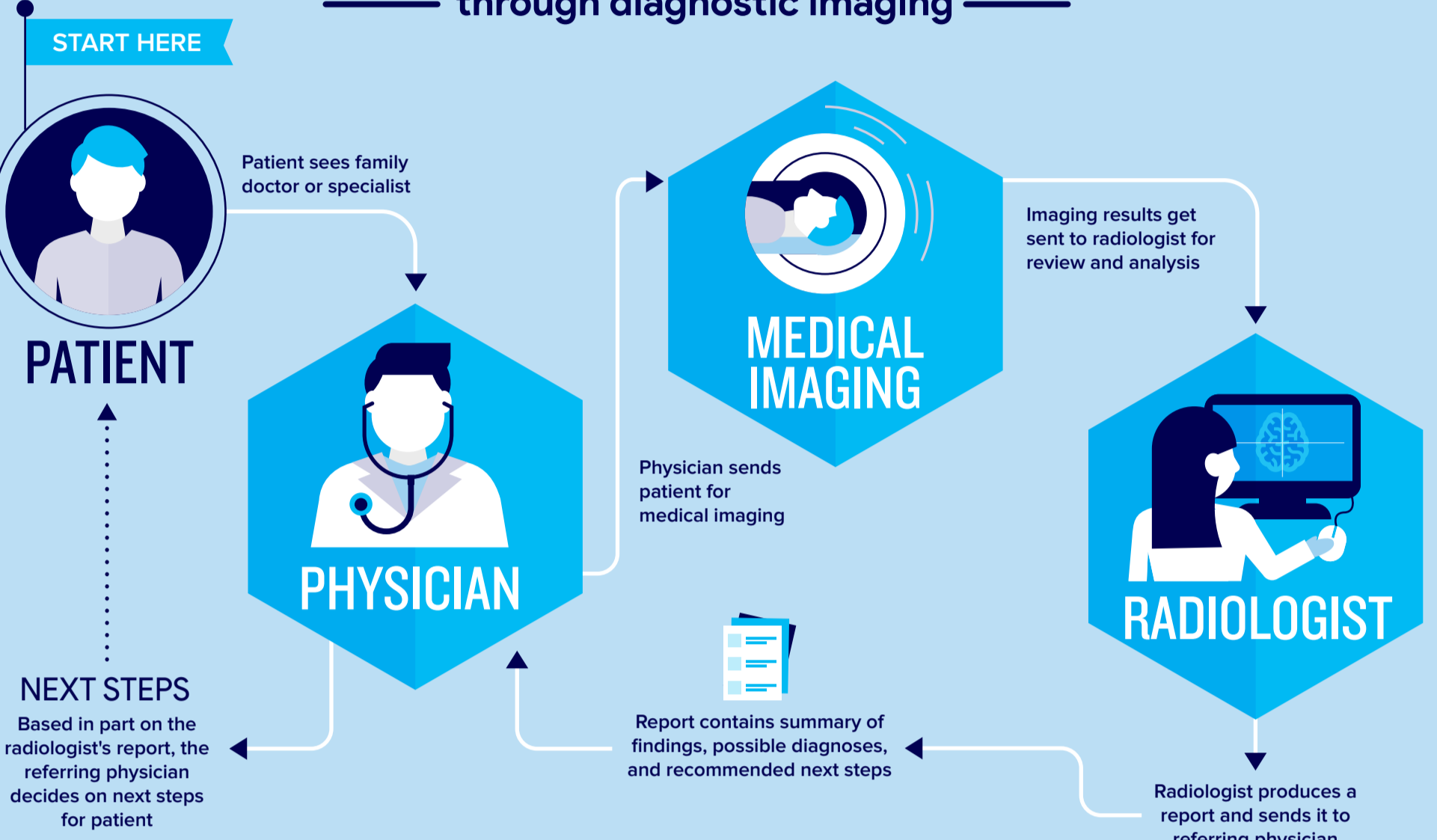


THE RADIOLOGIST IS THE DOCTOR WHO:

- analyzes your images to make a diagnosis
- communicates the findings to your referring physician
- contributes to your treatment plan

PATIENT JOURNEY

— through diagnostic imaging —



DID YOU KNOW?

Radiologists are the physicians who specialize in interpreting results of imaging exams. Family physicians and other specialists turn to radiologists for consultation on the safest and most appropriate exam.

The professional conducting the imaging exam is an imaging technologist.

The majority of radiologists have at least 14 years of postgraduate education.

5 WAYS RADIOLOGISTS HELP PATIENTS

- Find abnormalities such as tumours and heart disease
- Screen for breast, colon, lung, and other cancers
- Treat conditions using minimally-invasive procedures guided by imaging
- Conduct image-guided biopsies
- Ensure safe use of radiation

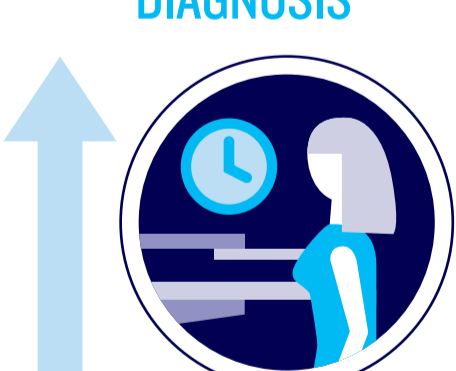


RADIOLOGY LETS US SEE INSIDE THE BODY

Radiology is fundamental to modern medicine because imaging is used to diagnose and treat many diseases and conditions. Radiology allows doctors to see inside the body, virtually eliminating the need for exploratory surgery.


RADIOLOGISTS IMPROVE PATIENT CARE THROUGH:

ENHANCED DIAGNOSIS



Early diagnosis of diseases increases the likelihood of full recovery. Breast cancer screening programs allow radiologists to identify cancers at their earliest stage using mammography.

MINIMALLY-INVASIVE BIOPSIES AND TREATMENT



Interventional radiology has allowed complicated surgical procedures like biopsies and stroke treatments to be made less invasive and more effective through image-guided procedures. This means quicker recovery times, shorter hospital visits, and less time away from work, which decreases disruption to patients and their families.

REDUCED FINANCIAL IMPACT



Treating early-stage diseases reduces treatment costs. Teleradiology links patients in remote areas and radiologists in city centres, allowing images to be analyzed off-site, and reducing the need to travel. Minimally-invasive surgeries and IR procedures are less costly than traditional surgeries.

On average, radiologists spend their time:

