

ANNUAL REPORT 2020



Canadian Association of Radiologists
L'Association canadienne des radiologistes

Aussi disponible en français sous le titre :

L'Association canadienne des radiologistes
Rapport annuel 2020

Commercial reproduction and distribution of this report, and of its content, is prohibited except with written permission from the Canadian Association of Radiologists.

Produced by:

Canadian Association of Radiologists
600 – 294 Albert Street, Ottawa, Ontario K1P 6E6
Tel.: 613 860-3111
Fax: 613 860-3112

Contact:

Natalie St-Pierre
Director, Marketing and Communications
613 860-3111 ext:240
nst-pierre@car.ca
www.car.ca

 [@CARadiologists](https://twitter.com/CARadiologists)
 facebook.com/CARadiologists
 linkedin.com/company/canadian-association-of-radiologists

2020 was a challenging year for the radiology community.

With the pandemic-driven postponement of care, overall radiology service output dropped between 50-70% and mammography dropped by over 90% between March-April 2020. This was extremely troubling for patients who were already waiting longer than they should for medical imaging procedures. With enhanced safety protocols put into place and due to the advocacy efforts of the Canadian Association of Radiologists (CAR), radiology services resumed in the spring of 2020. However, this re-opening further exacerbated wait times bringing medical imaging delays to an all-time high. The radiology community reacted quickly, and our Board of Directors and members mobilized to publish guidelines, issue recommendations, and position papers for the resumption of radiology services in Canada. Radiologists demonstrated leadership and resilience.

While wait times for medical imaging continued to be a challenge, the CAR is proud of the work of our members and we will continue to advocate for enhanced imaging care for patients in Canada.



About the Canadian Association of Radiologists

The Canadian Association of Radiologists (CAR) is the national voice of radiologists in Canada, dedicated to imaging excellence and advocating for the highest standard of patient care across the country. The CAR is a recognized leader in education, research, and innovation in radiology. The CAR is focused on providing world-class resources that empower our members to be more successful in their profession.

CAR Mission and Vision

Mission

To be the national voice for medical imaging excellence in patient care.

Vision

1. The CAR is the **national authority and voice of radiologists** speaking to the federal government, industry, provincial and international radiology organizations, and other specialty societies on matters of radiology training, research, workforce, licensing, accreditation, standards and future trends in radiology.
2. The CAR is a strong organization with universal membership providing a **unified, guiding, respected voice for all Canadian radiologists** and the practice of radiology in Canada.
3. Emphasizing appropriate, safe and cost-efficient quality care, the CAR is the **preferred source of best practice information for radiologists, government, industry, healthcare authorities and the public**. The CAR actively disseminates best practices by creating and maintaining guidelines, standards and promoting continuing education for radiologists, other physicians, healthcare workers, healthcare policy makers and the public.

Board of Directors (2019–2020)



Dr. William Anderson (AB)
Dr. Michael Barry – President (NB)
Dr. Pierre Bourgois (QC)
Dr. Jeffrey Chankowsky (QC)
Dr. Darren Ferguson – Canadian Association for
Interventional Radiology Representative (NB)
Dr. Carolyn Flegg – Board Chair (SK)
Dr. Aline Khatchikian– Resident Representative (QC)
Dr. Ania Kielar – Secretary-Treasurer (ON)
Dr. Emil Lee – Past President (BC)
Dr. Alexander Norbash – American College of
Radiology Representative (USA)
Dr. Daniel Petrie (NS)
Dr. Heidi Schmidt (ON)
Dr. Gilles Soulez – Vice-President (QC)
Dr. Carlos Torres (ON)
Dr. Sheldon Wiebe (SK)

Strategic Goals 2018–2022

1. Be recognized as the **national voice of radiologists and advocate for the profession** in Canada, within the profession and beyond.
2. Remain a **leader in setting practice guidelines and defining the quality agenda for diagnostic imaging** in Canada, and to facilitate the implementation of those practice guidelines to improve the quality of patient care.
3. Be seen as a **relevant and valuable national association** by Canadian radiologists, providing unique programs and services.
4. Maintain resiliency, **able to respond to changing needs through a strong foundation** and operations that are aligned with association best practices.

President's Message



It has been an honour to serve our members and lead the association into the future. 2020 has been a challenging year for healthcare, particularly for the radiology community. The pandemic not only changed our practices but also added to the extensive waitlists experienced by patients for medical imaging. With many procedures being scaled back by 30-50% at the height of the pandemic, patients are now waiting even longer than before, creating a dire situation for imaging in Canada. Members of the CAR demonstrated leadership during this difficult time and as a result I believe the CAR emerged as one of the leading specialty societies in the pandemic response.

Radiology Community's Pandemic Response

With the onset of the pandemic the CAR pivoted from its existing priorities, shifting efforts to the radiology community's response to COVID-19. We successfully published 18 COVID-19 resources, including guidelines for the management of radiology during the pandemic, reports focused on the resumption of medical imaging services and building resiliency in radiology now and beyond. We also acted in an advisory capacity to the federal government to help with the management of medical imaging during this trying time.

Advocacy: \$1.5 Billion Investment in Medical Imaging

A \$1.5 billion investment in medical imaging equipment is at the forefront of our priorities. We also need additional health human resources (medical radiation technologists, sonographers, and physicists) as well as infrastructure to deal with the increased demand on the health system. Advocacy has never been more important. Without these investments we are facing a national crisis, particularly as the population continues to age. The CAR quickly mobilized its efforts, organizing a Week on Parliament Hill in November to advocate for these priorities, targeting key political leaders. We also had the opportunity to appear before the Standing Committee on Health in June.

Research and Education: CAR Goes Virtual

We obtained funding from the Canadian Medical Association to develop evidence-based, peer-reviewed referral guidelines and a grant from the Canadian Partnership Against Cancer to develop a new national lung cancer screening accreditation program and specialized education in CT lung cancer screening for radiologists in collaboration with the Canadian Society of Thoracic Radiology. These projects will begin in 2021. We pivoted quickly and shifted our education offerings to online learning. RAD Academy now has over 100 e-learning opportunities (eligible for Royal College Maintenance of Certification credits, including Section 3 SAP) available free for members. Through the support of our corporate partners, the CAR offered several online tools and resources, which are available for viewing on the [CAR member portal](#).

In light of the pandemic, we postponed our 2020 Annual Scientific Meeting to be offered virtually in Spring 2021.

The CAR established three new Affiliates in 2020: the Canadian Emergency, Trauma and Acute Care Radiology Society (CETARS), the Canadian Society of Abdominal Radiology (CSAR), and the Canadian Society of Pediatric Radiology (CanSPR).

Recognizing our Volunteers

With the support of a strong membership and a dedicated team of staff and volunteers, I believe we have emerged in 2020 as the leading national subject matter expert for radiologists in Canada. Our focus on advocacy and building strong partnerships in the medical community is what continues to keep the CAR at the forefront of patient care. As I prepare to pass the torch to my successor, Dr. Gilles Soulez, I am confident that we can expect great things for medical imaging in Canada in the years to come and I thank you for the opportunity to represent my peers during my term as President.

Dr. Michael Barry
President
The Canadian Association of Radiologists

Message from the Chief Executive Officer



Dear CAR Members,

It is a pleasure serving you as the CEO of the Canadian Association of Radiologists. Over the last five years I have had the opportunity to meet radiologists across the country and to fully understand the impact that our members are making on healthcare. Under the leadership of the CAR Board of Directors, we will continue to advocate for a federal investment in medical imaging for Canadians. We are also committed to serving our members and endeavouring to offer relevant resources and services to make them even more successful in their practices.

Seen, Heard and Better Understood - Advocacy

2020 was an exceptional year for the CAR. The hard work of our members, Board of Directors and virtual meetings on Parliament Hill, are helping to get us closer to a \$1.5 billion investment required to properly serve patients in Canada. *The Value of Radiology, Part II* report, released in June 2019 laid the foundation for the advocacy efforts. We have since published several reports calling on the federal government to address medical imaging wait times in Canada. The pandemic presented many challenges for the radiology community at large. With the number of medical imaging procedures being reduced in the initial phase of the pandemic, we have had to play catch up and work even harder to respond to the added backlog.

The radiology community demonstrated perseverance and resiliency. We are very grateful that several of our members took a leadership role in developing evidence-based guidelines for the management of COVID-19 and the resumption of radiology services in Canada.

RAD Academy is Gaining in Popularity

RAD Academy, the CAR's learning management system, continues to flourish and serve as a key source for radiology education. Now in our second year, we have increased our education offerings on RAD Academy by 150%, offering more than 100 learning opportunities. We have seen a significant increase in engagement as more members embrace this platform everyday.

2021 will be a pivotal year for our Annual Scientific Meeting. Going exclusively virtual, we are excited to deliver a full online program, complete with over 50 in-depth, accredited sessions for radiologists and trainees.

Putting Canadian Patients First

At the heart of medical imaging is patient care. Our members are fully committed to serving their patients. From our advocacy on Parliament Hill to the publication of multiple clinical practice guidelines, patient care is a key pillar of the CAR. It is a tribute to the CAR Board of Directors and our member volunteers who make this possible. Their commitment to patients and passion for medical imaging is evident in the various reports and research published.

Engagement among our members is what drives the CAR. We work for you, our members. At the CAR, our aim is to offer relevant resources and services for radiologists to be as successful as possible in their practice. This is accomplished through participation in working groups, steering committees, and our annual scientific meeting. We leverage this work to foster a sense of community and camaraderie for medical professionals, bridging the conversation between radiologists and the public.

Of course, none of this would be possible without the dedicated CAR staff and the support of our CAR Board of Directors. Thanks to the thoughtful dedication of the talented staff and to the Board's leadership and relentless efforts to improve the practice of radiology in Canada.

Nick Neuheimer
Chief Executive Officer
Canadian Association of Radiologists

2020: A Year in Numbers



1

New Editor-in-Chief for the CARJ Editorial Board



1

New Chair for the CAR CPD Standing Committee



1

Radiology feature in Hospital News



1

Virtual Week on the Hill



3

New Affiliate societies

CETARS
CSAR
CanSPR



7

Clinical Practice Guidelines, Statements and White Papers



COVID-19-related resources co-developed with Affiliates and related societies



20

MP meetings



25

News articles



100

Learning activities on RAD Academy



672

Units accredited by MAP



782 RAD Academy users

2,561 CAR members

4,552 Social media audience

58,472 New CAR website users

Top 5 Initiatives in 2020

- 1.** \$1.5 billion in new medical imaging equipment, infrastructure, technology, and health human resources to tackle the increasing wait lists in Canada

- 2.** *Radiology Resilience Now and Beyond* report, published in October to provide recommendations for the sustainability of radiology now and into the future

- 3.** CAR Virtual Week on the Hill and the opportunity to present before the Standing Committee on Health for the advancement of medical imaging in Canada and improved patient care

- 4.** Establishment of three CAR affiliate societies, the Canadian Emergency, Trauma and Acute Care Radiology Society (CETARS), the Canadian Society of Abdominal Radiology (CSAR), and the Canadian Society of Pediatric Radiology (CanSPR), to focus on clinical practice, research, and education and to promote networking among CAR members

- 5.** Growth in impact, circulation, and reputation of the *Canadian Association of Radiologists Journal* (CARJ). Overall impact factor moved up 10 spots with a total impact factor of 1.726 and an increase of 108% in article submissions





Advocacy

National Voice of Radiology

2020 was a stellar year for advocacy. With the pandemic, we were not able to hold our customary Day on Parliament Hill. The CAR quickly mobilized the team and organized a Virtual Week on the Hill. From October 26-November 9, we were able to successfully meet with 18 Members of Parliament. We were also invited to appear before the Standing Committee on Health to talk about the status of medical imaging in Canada and to advocate for federal support for an investment in medical imaging equipment, infrastructure, technology, and health human resources. We received resoundingly positive support for our “asks,” and we are optimistic that we will see some resources allocated to this ask in the [2021 federal budget](#).

Our social media presence was greater than ever before, reaching the public with our reports, guidelines and infographics, while continuing to foster a community among radiologists.

Collaborating with provincial associations and other partners strengthened our messages and reaffirmed our presence as the national voice for radiologists across the country. From this, we were able to reach out to key opinion leaders in Canada to make an impactful impression. We have initiated the discussion regarding investment in medical imaging in Canada and have established strong relations with organizations such as Health Canada and the Public Health Agency of Canada.

In 2021 we will build on these priorities with several new initiatives so that politicians, patients, and the broader public understand the true value of radiology in Canada.

Focusing on the Issues That Resonate With Our Members

The CAR has a comprehensive advocacy strategy, focusing on priorities for our members, the field of radiology and Canadian healthcare. We submitted our fifth formal pre-budget submission to the House of Commons Standing Committee on Finance in the summer of 2020. This report was created to inform and influence federal leaders as they prepare the federal budget and consider spending priorities. The CAR’s priorities for 2020 include:

1. The Government make a \$1.5 billion investment to enhance the resilience of medical imaging in Canada;
2. The Government create a National Data Science Institute to harness artificial intelligence (AI) to invest in the strategic prioritization of health human resources, technology, and infrastructure for medical imaging in the wake of this pandemic and beyond.

Virtual Week on the Hill

From October 26 to November 9, CAR executives met virtually with 18 members of parliament, representing a range of political parties, to ask for their support for advancements in medical imaging in Canada. The focus of the meetings included: a national medical imaging equipment fund, support for infrastructure and health human resources in radiology, and government leadership in artificial intelligence. CAR members emphasized the value of radiology in the healthcare spectrum, engaging in discussions of their areas of expertise and their accounts of working within the practice of radiology. From this, we were able to garner support for our priorities within the House of Commons. Some MPs even wrote letters to their leaders and to the Minister of Health demonstrating their alignment with our chosen direction.

Events such as the Week on the Hill provide an opportunity to advocate for improved patient care but also to enhance the visibility of the value of radiology and the essential work of radiologists, which often goes unnoticed. Meeting individually with MPs allows the CAR to raise awareness about the field and build relationships with decision-makers in the nation's capital so that the voice of radiologists can directly impact the healthcare system from coast to coast.

The CAR is a registered lobbyist with the Lobby Commissioner of Canada and all of our meetings with federal MPs are publicly available. We are committed to full transparency and accountability to our members as well as Canadians.





Research and Innovation

COVID-19 Guidelines

In recognition of the important role that radiologists have in response to COVID-19, and the ongoing commitment to providing patients the best care possible, the CAR in partnership with affiliates developed 18 valuable resources to help radiologists navigate the global pandemic, including guidelines for the management of radiology during the pandemic. This work culminated in the publication of two separate reports focused on [Radiology Resumption of Clinical Services](#) and [Radiology Resilience Now and Beyond](#). We also acted in an advisory capacity to the federal government to help with the management of medical imaging during this trying time.

Artificial Intelligence

In 2020, the Artificial Intelligence Standing Committee published a White Paper in two parts focusing on general principles and practical considerations related to the de-identification of medical imaging. The effort was led by Dr. William Parker (UBC). This was championed by Dr. An Tang, Chair of the committee and his colleagues and was published in the CAR Journal online. These white papers have received attention from not only the radiology community but also key decision-makers with 752 direct downloads for Part 1 and 703 for Part 2.

The CAR is a key stakeholder in the Strategic Innovation Fund consortium led by the Terry Fox Research Institute and Imagia to create a Canada-wide health data platform. The CAR is pleased to be part of this consortium along with academic partners,

including the Canadian Heads of Academic Radiology and looks forward to what the future will bring.

It is the CAR's perspective that radiologists, as the experts in the use of imaging for diagnosis and treatment of disease, should be stakeholders in the development and implementation of data and AI-driven systems that will be deployed in radiology departments across the country.

Canada is a leader in AI research. The federal government has put an emphasis on this portfolio and has partnered with other countries to move this initiative forward in various disciplines, including medicine. Mobilizing fundamental AI and research for applications in medical imaging will define the way that the next generation of Canadians accesses and experiences healthcare. The CAR is working to empower members to make use of existing AI tools, while ensuring that radiologists remain at the centre of decision-making and policy planning about the role of technology in healthcare.



Advocating for the highest standard of patient care across the country.

Patient Safety

Quality Assurance

In keeping with our mission to promote safe, efficient, and quality healthcare for Canadians, the CAR works closely with recognized experts and other professional bodies to develop national standards and guidelines. Our goal is to ensure the optimal procedure is done the proper way so Canadians can benefit fully from diagnostic imaging and the skills and expertise of radiologists. The CAR's evidence-based practice guidelines define the principles of practice that will best guarantee the right treatment. Serving as guidelines for healthcare professionals and industry, CAR practice guidelines promote high-quality care for diagnosis, medical practice, and treatment.

Leader in setting practice guidelines and defining the quality agenda for diagnostic imaging

Clinical Practice Guidelines

While shifting focus to prioritize development of COVID-19-related materials, the CAR published three clinical practice guidelines, three position statements, and a white paper in 2020. All materials were produced using a rigorous methodological approach and with oversight from established experts in the field.

- Recommendations for the Management of Incidental Hepatobiliary Findings in Adults
- CSBI /CAR Joint Position Statement on COVID-19
- CAR White Paper on De-identification of Data for Medical Imaging (Parts 1 & 2)
- CAR/CSTR Consensus Statement Regarding Chest Imaging in Suspected and Confirmed COVID-19 Chest Radiography
- CSTR/CAR Joint Position Statement on COVID-19
- Emergency Radiology during the COVID-19 Pandemic: CAR's Recommendations for Practice
- CAR/CAIR Guidelines for Interventional Radiology Procedures for Patients with Suspected or Confirmed COVID-19

“This CPD module will guide you through our recommended algorithms for dealing with incidental hepatic masses found on both ultrasound and CT, with interactive case discussions afterwards that will help consolidate the information. The module also reviews the guidelines on the identification of hepatic steatosis and cirrhosis, the management of gallbladder wall calcification, wall thickening and polyps, and finally when to diagnose biliary dilatation. This CPD activity is a beautifully presented way to gain confidence in dealing with commonly encountered clinical scenarios while at the same time earning credit towards your Royal College Maintenance of Certification (MOC) Program.”

– **Iain Kirkpatrick**, BSc (Gen), BSc (Med), MD, FRCPC, DABR, FSAR
Chair, Incidental Findings Working Group
Associate Professor of Radiology, University of Manitoba
Section Head of Abdominal Imaging, Manitoba



The CAR Incidental Findings Working Group recently published its second set of guidelines in the CARJ, and an associated interactive learning module is now available through RAD Academy entitled Recommendations for the Management of Incidental Hepatobiliary Findings in Adults.

We anticipate publication of several other clinical practice guidelines in 2021 that are currently in development:

- CAR Recommendations for Managing Incidental Pancreatic Findings
- CSTR/CAR Best Practice Guide for the Investigation of Pulmonary Embolism
- CSTR/CAR Guide to the Performance of Non-Vascular Thoracic MRI
- CAR Guideline for the Use of MRI in Pregnancy
- CAR White Paper on Prostate MRI
- CAR Recommendations for Managing Incidental MSK Findings on Thoraco-Abdominal CT and MRI

Referral Guidelines

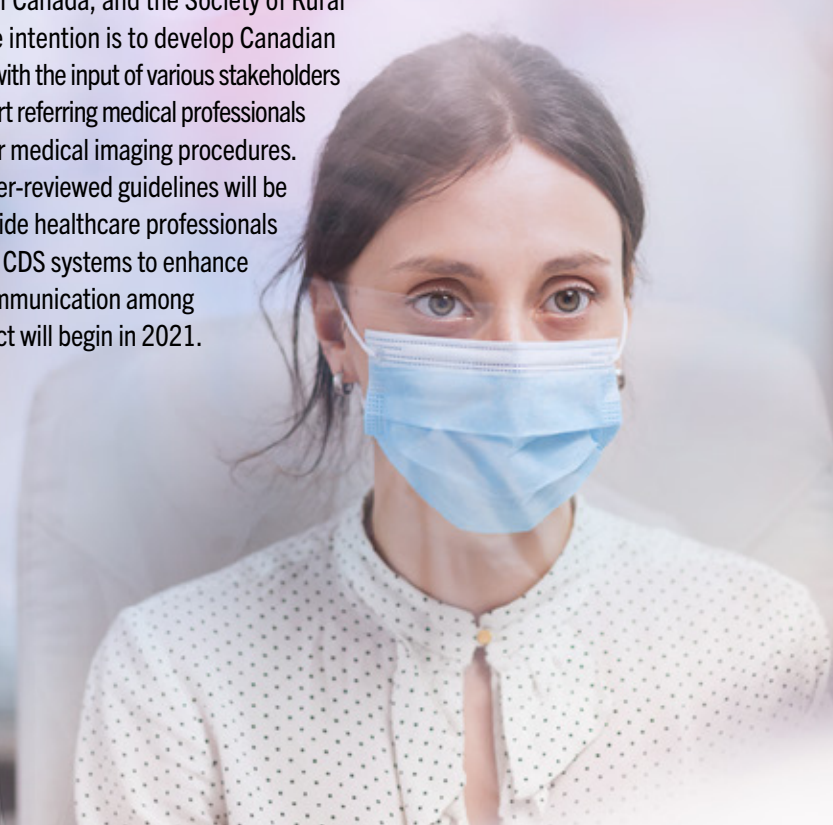
The CAR Referral Guidelines working group, led by Dr. Ryan Margau appointed a new co-chair, Dr. Paul Pageau from the Canadian Association of Emergency Physicians. We have partnered with the CMA and have also engaged the College of Family Physicians of Canada, Choosing Wisely, the Nurse Practitioner Association of Canada, and the Society of Rural Physicians of Canada. The intention is to develop Canadian evidence-based guidelines with the input of various stakeholders across the country to support referring medical professionals in their decision making for medical imaging procedures. These evidence-based, peer-reviewed guidelines will be made freely available to guide healthcare professionals in their implementation of CDS systems to enhance care and enable better communication among physicians. This new project will begin in 2021.



Margau, Co-chair, CAR Referral Guidelines Working Group and Chief and Medical Director, Medical Imaging, North York General Hospital.

“We need to work collaboratively with the broad spectrum of referring medical professions to make informed decisions regarding the selection of medical imaging tests and treatments. Having easily accessible Canadian guidelines will help us achieve this.” says Dr. Paul Pageau, Co-chair, CAR Referral Guidelines Working Group and Director, Point of Care US, Department of Emergency Medicine, The Ottawa Hospital and Assistant Professor, University of Ottawa

Overall, the goal of this project is to promote evidence-based medicine as well as improve access to care and better health outcomes for patients.



The Mammography Accreditation Program

As 2020 ended, 671 units across 525 facilities were MAP accredited. This was a difficult year for mammography centres across the country with a very serious decline in patients due to the pandemic. The CAR and MAP team have been overwhelmed by the commitment of the radiology community to safety and quality throughout the pandemic.

The CAR Mammography Accreditation Program (MAP) is an initiative instituted over 20 years ago to ensure that the quality of mammography images in Canada meets the highest standards. This voluntary program offers radiologists the opportunity for peer review and evaluation of their facility's staff qualifications, equipment performance, quality control, quality assurance programs, image quality, dose and processor quality control.

Patient safety through continuous quality improvement is the objective of MAP. It is in every patient and radiologist's best interest to ensure that when a patient undergoes a mammogram, it is completed in a manner that exposes her or him to the lowest possible radiation dose and risk, and ultimately results in an image that the radiologist can accurately interpret.

Read Standards

MAP continues to uphold a [minimum standard of 1,000 reads per year per radiologist](#). It is unknown how the disruption in mammography services caused by the pandemic will impact the ability of radiologists to meet the program standard. MAP issued a statement early in the pandemic stating cases would be reviewed on an individual basis and exemptions will be provided if warranted. There will be follow up communications related to all MAP standards as we receive additional data highlighting the true impact of the pandemic on mammography services. Members are always welcome to contact the CAR to discuss standards.

MAP-Accredited Centres and Units Yearly Perspective

Jurisdiction	2016		2017		2018		2019		2020	
	Centres	Units	Centres	Units	Centres	Units	Centres	Units	Centres	Units
Alberta	69	87	69	86	68	86	74	92	74	93
British Columbia	39	44	38	43	39	45	41	48	40	48
Manitoba	9	15	8	13	9	15	9	15	9	15
New Brunswick	15	19	15	20	15	20	16	21	15	20
Newfoundland and Labrador	7	8	7	8	8	10	8	10	8	10
Nova Scotia	11	14	12	14	12	14	12	14	11	13
Northwest Territories	1	1	1	1	1	1	1	1	2	2
Ontario	236	305	230	298	235	311	234	303	230	301
Prince Edward Island	2	3	2	3	2	3	2	3	2	3
Quebec	122	155	119	153	118	150	199	152	120	151
Saskatchewan	13	14	12	13	13	14	14	15	14	15
Total	524	665	513	652	520	669	530	674	525	671

Education

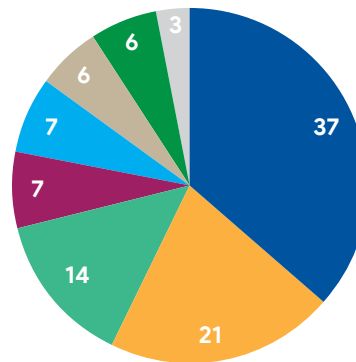


Experience RAD Academy!
CAR's learning platform for members, by members!
Raising the bar for your professional development by enhancing medical education

RAD Academy Thrives in its Second Year – Free World-class CME for Members

In the face of a global pandemic, the CAR continued to make education a strategic priority; supporting the continuing professional development (CPD) needs of the radiology community is a key pillar of the organization. With the cancellation of many medical education events, we increased our offerings to incorporate additional radiology-centric eLearning opportunities reinforcing the translation of research into practice. Recognizing the potential impact and worsening of burnout symptoms of radiologists and trainees, we offered a series of physician wellness activities to help combat fatigue, stress and create solutions for burnout at the height of the pandemic.

RAD Academy hit the '100 CPD Activity' milestone, increasing its catalog with new activities and essential resources. Through its collaboration with other health organizations, stakeholders, and members, we were able to feature a variety of CPD program activities eligible for Maintenance of Certification (MOC) credits, including Section 3 Self-Assessment Program (SAP) activities. Topics ranged from essential urgent content, emerging trends and technologies to clinical practice guidelines.



- Co-Developed Series
- COVID-19 Resources
- LIVE Sessions
- Clinical Practice Guidelines
- Section 3 SAPs (Insight4Imaging)
- Other CPD Activities
- Resident Resources
- General Education Resources

RAD Academy continues to gain popularity with 30% of our members engaged. Since its launch in September 2018, RAD Academy has been a tremendous success.

Affiliates – Sub-Specialty Voices are Being Amplified

Affiliates of the CAR are networks of Canadian radiologists with a shared interest in a particular subspecialty of radiology. Affiliates strive to encourage educational, research and administrative connections to maintain the highest standards of radiology in their subspecialty across Canada. By the end of 2020, the CAR had four affiliates with distinct roles.

Canadian Emergency, Trauma and Acute Care Radiology Society (CETARS)

Led by Dr. Savvas Nicolau

Established in 2020, CETARS strongly believes in and adheres to diversity, inclusion, respect for all and encouragement of professional behaviour from leadership to individual members. It has the following roles:

- Drive the appropriate, proper, and safe use of emergency, trauma, and acute radiological services in patient-centered care
- Play a leadership role in the development and update of emergency imaging guidelines, standards, and appropriateness criteria
- Provide access to medical education in the practice of emergency radiology for trainees and practicing radiologists
- Advocate for appropriate resources necessary for the delivery of quality emergency radiology services
- Foster research in all aspects of emergency radiology

Canadian Society of Abdominal Radiology (CSAR)

Led by Dr. Silvia Chang

Established in 2020, CSAR has the following roles:

- Foster interdisciplinary collaboration in the prevention, diagnosis, and treatment of abdominal disease
- Provide access to medical education in the practice of abdominal radiology for trainees and practicing radiologists
- Promote excellence in research and best practices in abdominal radiology
- Play a leadership role in the development/update of abdominal imaging guidelines, standards, and appropriateness criteria
- Foster an interest in abdominal radiology by providing mentorship opportunities and by development of a sub-speciality curriculum at the CAR Annual Scientific Meeting (ASM)

Canadian Society of Pediatric Radiology (CanSPR)

Led by Dr. Lucia Carpineta

CanSPR was established in 2020 and has the following roles:

- Drive the appropriate, proper, and safe use of radiological services in the patient-centered care of children
- Define principles of practice in the development of pediatric imaging guidelines, standards, and appropriateness criteria
- Provide access to medical education in the practice of pediatric imaging for trainees and practicing radiologists
- Advocate for appropriate resources (human and material) necessary for the delivery of quality pediatric imaging services to Canadian children wherever they are situated
- Foster research in all aspects of pediatric imaging

Canadian Society of Thoracic Radiology (CSTR)

Led by Dr. Carole Dennie


Established in 2018, CSTR has the following roles:

- Drive the appropriate, proper and safe use of radiological services;
- Play a leadership role in the development/update of CAR-driven thoracic imaging guidelines, standards and appropriateness criteria;
- Provide access to online educational content for trainees and practicing radiologists; and
- Organize educational and social events during the CAR Annual Scientific Meeting (ASM).

CAR Award Winners

The CAR recognized the incredible contributions of Award recipients and Fellows of the CAR in 2020.

Recognizing Excellence



CAR Gold Medal Award

Dr. Robert Sevick, MD, FACR, FRCPC
Medical Director of the Seaman Family,
MR Research Centre, Calgary

Dr. Sevick is well known for his contributions to neuroradiology and MR imaging. He has served in a number of leadership roles in radiology and neuroradiology, both locally and nationally, including Chair of the Examination Board in Diagnostic Radiology and Chair of the Committee on Specialties for the Royal College of Physicians and Surgeons of Canada. He has served on the boards of the CAR and Canadian Radiological Foundation and chaired the Canadian Heads of Academic Radiology.



CAR Young Investigator Award

Dr. Andreu Costa, MD, MSc, FRCPC
Associate Professor, Dalhousie University

Dr. Andreu Costa is an abdominal radiologist at the Queen Elizabeth II Health Sciences Centre in Halifax, Nova Scotia, and Associate Professor at Dalhousie University. He has led multiple research projects focused on hepatopancreaticobiliary imaging, quality improvement and patient care. He is a committed teacher, research supervisor and mentor for radiology residents and fellows at Dalhousie University.



Distinguished Career Achievement Award


Dr. Guy Breton, MD, CM
Rector Emeritus, University of Montreal

A seasoned manager in the academic and health-care sectors, Dr. Breton is known for his ability to communicate and engage in a climate of organizational change. He has held a number of senior positions at the University of Montreal including director of the Department of Radiology, Radiation Oncology and Nuclear Medicine, executive vice-dean of the Faculty of Medicine, executive vice-rector, and was named rector in 2010. Dr. Breton has also held various strategic and operational positions at Hôpital Saint-Luc and the Centre hospitalier de l'Université de Montréal (CHUM).

A Focus on Radiologists-in-Training

The CAR Resident and Fellow Section (RFS) is a “for trainees, by trainees” initiative with a focus on creating services and products that are relevant and useful to radiology residents in Canada. It is the joint collaborative effort of resident representatives and volunteers from all 16 residency programs across Canada, with a senior and junior resident section liaison at each site. In addition to Chair and Past-Chair, the RFS expanded the 2020 standing committee to include the positions of Vice-Chair, Secretary-Treasurer and Medical Student Network Coordinator. New in 2020, the RFS launched a medical student network, bringing together radiology student interest groups across Canada.

From a transition to virtual education, to changes in the usual workflow, our residents, fellows, and medical students have demonstrated exceptional resilience in 2020. Major accomplishments this year include the CARJ Mentorship Program; the Global Outreach in Radiology Network; and the Canadian Fellowship Database. The CAR had a 53% increase in radiologist-in-training members in 2020 thanks in large part to the leadership of the Section Chair, Dr. Aline Khatchikian, and the dedication of the RFS Standing Committee, Section Representatives, and volunteers.



Departing Board Members


We thank the following individuals for their dedication and hard work.



Dr. Bill Chahal, MD, MBA, BMedSc
Resident Representative (AB)

PGY-4 Diagnostic Radiology
University of Alberta

Dr. Chahal entered medicine due a strong interest in health care systems, quality improvement, and advocacy. He is currently a fourth-year diagnostic radiology resident at the University of Alberta. Dr. Chahal has completed all his training at the University of Alberta, where he did three years of an undergraduate degree in Kinesiology before gaining acceptance to medical school. Dr. Chahal also completed an MBA at the Alberta School of Business between years two and three of medical school.



Dr. Katarzyna J. Macura, M.D., Ph.D.
American College of Radiology Representative

Professor, Radiology
Department of Radiology and Radiological Sciences
The Johns Hopkins Medical Institutions

Dr. Macura's clinical expertise and current clinical research interests are in genitourinary MR imaging. Dr. Macura leads the Imaging Core of the JHU Institute for Clinical, and Translational Research funded through the NIH-CTSA initiative.

Dr. Macura was voted the top 5th women's imaging specialist in the country in a national survey of the readership of Medical Imaging Magazine and received the Outstanding Teacher of the Year Award from the radiology residents at Johns Hopkins.



Membership Engagement

Expansion of Membership Across the Country

At the end of 2020, we had a total of **2,561 members**. This is **an increase of four per cent** from last year, showing a positive trend in the CAR's membership. Expansion and engagement of our membership is always a top priority for the CAR, allowing us to constantly solidify our position as the national voice of radiologists. Members are central to the CAR, as we work first and foremost to provide resources to make members more successful in their roles.

Connecting With and Listening To Our Members

Year after year the CAR expands its presence on social media channels. We continued to see considerable growth on these platforms in 2020. We revitalized our presence on LinkedIn at the tail end of 2020 and look forward to tracking its growth over time.

The CAR newsletters continue to rise above industry averages, communicating our advocacy, educational opportunities, quality improvement initiatives and member resources. On average, the CAR's *Beyond the Image* monthly newsletters have an open rate of more than double that of other national speciality societies. The CAR started to produce a *Weekly Scan* in November 2020, to replace one-off messages with a consolidated email that contains timely and important information.

Our association has once again increased the number of benefits for membership, including discounted resources, reduced Annual Scientific Meeting registration, complimentary subscription to the CAR Journal and exclusive access to RAD Academy, our learning management system.

Our 2020 Partners

We are pleased to acknowledge the CAR's corporate partners. The CAR has benefited from our relationship with these organizations from a financial perspective, knowledge sharing and in-kind contributions. Without their support, we would not be able to fulfill our goals and objectives.



For more information about the CAR or our programs and services please visit car.ca or our social accounts on LinkedIn, Facebook and Twitter @CARadiologists.



Canadian Association of Radiologists
L'Association canadienne des radiologistes

600 – 294 Albert Street
Ottawa, Ontario K1P 6E6
Tel.: 613 860-3111
Fax: 613 860-3112
www.car.ca

